

# PRESTIGE

WINDOWS AND DOORS



[www.prestigewindow.ca](http://www.prestigewindow.ca)

# 2024 Catalogue

Version 24.2

# Introduction

Prestige Window & Door was founded in 2001 as a premier window and door manufacturer looking to fill a growing need for energy-efficient windows and doors. Superior windows and doors start with quality construction. Many years of innovation have allowed us to offer our extensive product line with fantastic design flexibility and optimal performance.

**We are sure you will see the difference quality makes with products from Prestige Window & Door.**

Our goal is to provide you with windows and doors that are easy to install, operate, and maintain. Prestige offers an array of options to add to the look and performance of each unit. We are continually evolving our products to give the homeowner optimal energy savings and convenience without sacrificing aesthetics. Our products undergo rigorous testing to be at the top of industry standards for energy efficiency and performance.

Customer service is most important to us. From traditional designs to modern trends, our focus is 100% you. Every. Single. Time. Our knowledgeable staff is well trained and always strive to accommodate our clients at every step of the sale and installation process. All of Prestige products are covered by comprehensive warranties. If there are issues after the job is complete we are always quick to respond, identifying the issue at hand and dealing with it directly to ensure all Prestige customers are satisfied. Focusing completely on custom built solutions and authenticity.



## Welcome!

Thank you for considering Prestige Window & Door. In this book you will find all the tools necessary to make an informed decision on the products you will be installing in your home. For us, this catalogue is more than a product guide. It's a chance to show off what our family & amazing crew do every day. Whether you're building your dream home or doing a small renovation, Prestige can supply the products that are right for you. We look forward to working together to become your window and door supplier of choice. Our customers are always what matter most!

Happy window shopping.

Tyler Hopfner  
President



**PRESTIGE**  
WINDOWS AND DOORS

# Table of Contents

## Introduction

Introduction	2
Environmentally Conscious	4
Industry Terminology	5
Low-E Benefits & Savings	6
Solar Heat Gain & Windows	7
Condensation & Window Egress	8
ENERGY STAR®	9
CSA® Label Guide	10

## Windows

Exterior Colour Options & Operating Styles	12
Surround	13
Window Configurations	14
Buying Windows 101	15
Window Grille & Glass Options	16-17
Window PVC Options	18
Our Paint Technology	19
Our Window Lines	20
Repella Window Series Features	21
Repella Models	22-23
Repella Configurations & Anatomical View	24-25
Selera Window Series Features & Models	26-27
Selera Configurations & Anatomical View	28-29
DoubleNature Window Series Features	30-32

## Entry & Garden Doors

Colour Options & Configurations	34
Guardian Series Door Anatomy	35
Prestige Door Components	36
Door Slab Styles & Choices	37-39
Weiser Product Options	40
FERCO Product Options	41
Decorative Accents	42-43
Designer Glass Inserts - Contemporary	44-47
Designer Glass Inserts - Classic	48-51
Decorative Glass Commodities	52
Discretion Mini-Blinds	53
Elevation	54-55
Q550	56
Q470	57
Our Garden Doors	58

## Patio Doors

Exterior Colour Options & Warranties	60
Patio Door Index	61
Buying Patio Doors 101	62
CELESTA	63
Symphonie S5	64-65



# PRESTIGE

WINDOWS AND DOORS

Innovation has been a key aspect of the company right from when we opened our doors. Our commitment to serving our customers is steadfast, and we achieve this by making use of cutting-edge knowledge and technology. Our research on building products is thorough and ongoing, which assures us that we provide the best possible solutions to our customers.



The sun allows our solar energy system to produce all the electricity for window and door production. This is one of the ways we cut manufacturing costs so our products can cost less.

## Environmentally Conscious & Prepared

Located in one of the sunniest regions of Canada, Medicine Hat averages 330 days of sunshine. A sun seekers paradise and ideal location for solar energy!



### Our Difference

We are here to help the countless homeowners who are unaware that their windows are responsible for a significant portion of their energy losses. Particularly older single-pane windows lack the newest energy-saving technology, leaving them susceptible to air leakage.



### Charged Up

Diversity is king! Whether it's diesel, natural gas, or electricity; Prestige will always adapt with the smartest, safest and most energy efficient sources.

Did you know that staff driving EV's can plug into our solar energy supply?



### Energy Aware

Eco manufacturing isn't a gimmick. It's our mindset.

Utilizing eco-friendly products whenever possible, reducing waste materials & recycling. We do it all.

### Did You Know?

Our windows and doors are built with new components which are comprised of recycled raw materials in their manufacture. Sustainably sourced, eco-friendly components allow us to manufacture very durable products while we remain committed in reducing the harmful effects of high volume manufacturing.

*Build Better.*

*Build Together.*

*Build Tomorrow.*

## **Air Chambers**

Small honeycomb spaces within the sash and frame that help insulate and strengthen the window.

## **Air Infiltration**

The amount of air passing between a window sash and frame. Measured in cubic feet or air per minute, per square foot of area. The lower the number, the less air that can pass through.

## **Argon Gas**

A colourless and odourless gas filling the airspace between panes of insulating glass. The addition of argon gas minimizes heat transfer and greatly increases the thermal performance of a window.

## **Brickmould**

Visible on the outside of windows or doors to enhance the exterior appearance. It attaches to the frame and makes the window appear larger. It also covers the gap between your home's exterior (siding or brick) and the window frame.

## **Condensation**

Occurs when the surface temperature of the glass (glazing), sash, or window frame is lower than that of the humid air around it. The humid air turns to water on contact with these cold surfaces, creating condensation.

## **Dual Pane (Double-Pane)**

Refers to the glass configuration in a window. It is made from two pieces of glass with a sealed air space between them for better insulation.

## **Emissivity**

Measures how efficiently surfaces emit thermal energy. Emissivity factors range from 0.00 to 1.00 and are typically measured in a U-Value (or its inverse, R-value). The lower the emissivity, the less heat emitted through a window system.

## **ENERGY STAR® Approved**

The trusted symbol for energy efficiency. Prestige manufactures products that carry the ENERGY STAR® to help you save money and protect the environment.

## **ER-Rating**

A window's energy rating (ER) is calculated by measuring solar heat gain, heat loss through frames and glass, and air leakage. Shown as a positive or negative in watts per square metre: a positive number indicates net heat gain and reduced heating costs, while a negative represents wasted energy through heat loss and air infiltration. (i.e. a home's heating system must work harder in colder weather).

ER-numbers range widely depending on window type and design. Fixed windows tend to score better ER-ratings than operating windows. Operating windows and sliding doors typically have negative ER-numbers, ranging from -30 (indicating weaker energy performance) to -5. Fixed windows can be designed to have positive numbers ranging from -20 to +10.

## **Fusion-welded**

The process of joining materials by melting them together with extreme heat (over 260°C), causing them to fuse into a one-piece unit.

## **Grilles**

Decorative bars placed on the surface or between panes of glass. Windows can be customized by using different grille patterns which are available in different colours and width profiles.

## **Jamb**

The interior side components of the window frame referred to as the jamb, or jamb extension.

## **Passive Solar Heat Gain**

Solar heat that passes through a material and is captured naturally, not by mechanical means.

## **R-Value**

Measures the resistance of heat transfer through the glass. The higher the R-Value, the better the window insulates.

## **Relative Heat Gain**

Describes how much energy penetrates through windows via solar radiation. The lower the relative heat gain value, the more efficient the glass is in restricting heat gain.

## **Shading Coefficient**

Measures the ratio of solar heat gain through a window system in relation to 1/8 inch clear glass.

## **Solar Heat Gain Coefficient**

Measures the ratio of solar heat gain through a window system in relation to an unobstructed opening.

## **Tempered Glass**

A form of safety glass which breaks into pebbles instead of shards when broken. It has a surface compression of no less than 10,000 psi, or an edge compression of no less than 9,700 psi.

## **Tri-pane**

Features 3 panes of glass, each spaced about 1/2 inch apart, providing even more insulation power than dual pane windows. Tri-pane also has excellent sound barrier characteristics, providing extra privacy and energy efficiency.

## **U-Value**

Measures the rate of non-solar heat flow through a material. The lower the U-Value, the greater a window's resistance to heat flow and the better its insulating value.

## **Ultraviolet Light (UV)**

Invisible rays of solar radiation at the short-wavelength end of the spectrum. UV rays can cause fading of paint finishes, carpets and fabrics, and deterioration of some materials.

## **Visible Light Temperature**

Percentage or fraction of the visible light spectrum transmitted through a window or skylight that's reduced by the sash material and reluctance of the glass.

## **Weather-stripping**

Material used to form a weather-resistant seal around operable sash.

# Low-E Benefits & Savings

The glass in windows and doors from Prestige makes a major difference in your comfort and energy use. In fact, the better your glass insulates (keeping the surface of the glass from getting too hot or cold), the more comfortable your room will feel. Yes, climate affects which glass you should choose, but window placement and size should also be considered, along with exposure to the sun and noise.

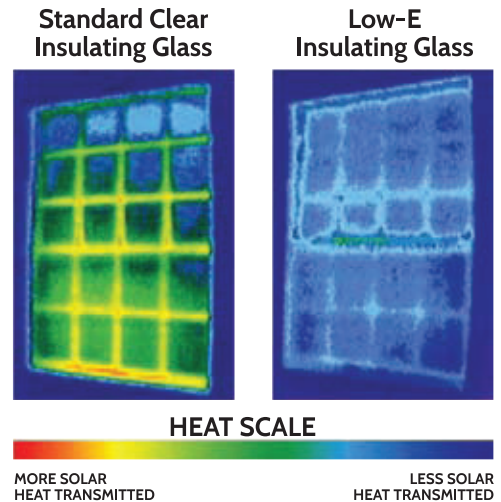
Did you know that up to 35% of a home's heat is lost through its windows? Since heating a home accounts for over half of your energy bill, it is important to find ways to reduce these costs.

## The Low-E glass difference.

Energy efficient Low-E (low-emissivity) glass is simply the way to go. Choosing Low-E glass makes a dramatic difference in savings and comfort for the life span of your windows. These windows have a transparent micro-metallic coating and are filled with non-toxic argon gas that blocks out harmful ultraviolet energy and provides superior insulation.

The higher the solar heat gain coefficient, the more natural energy is transmitted through the glass. Since Canadians spend more money heating their homes in the winter than cooling them in the summer, high solar heat gain coefficients are important to harness solar energy during the winter months. This soft coat Low-E with its solar blocking capabilities remains a popular choice.

## Heat Photographs (infrared thermography)



Low-E stands for “low emissivity” and is designed to improve thermal performance. Low-E glass is coated with microscopic metal or metallic oxide layers to reflect or absorb the sun’s warmth, as well as reduce the damage from UV rays.

## Windows sealed with argon gas...

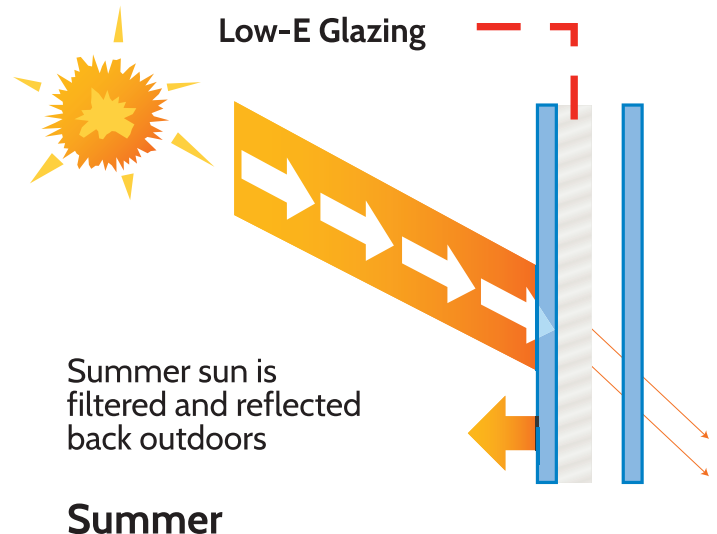
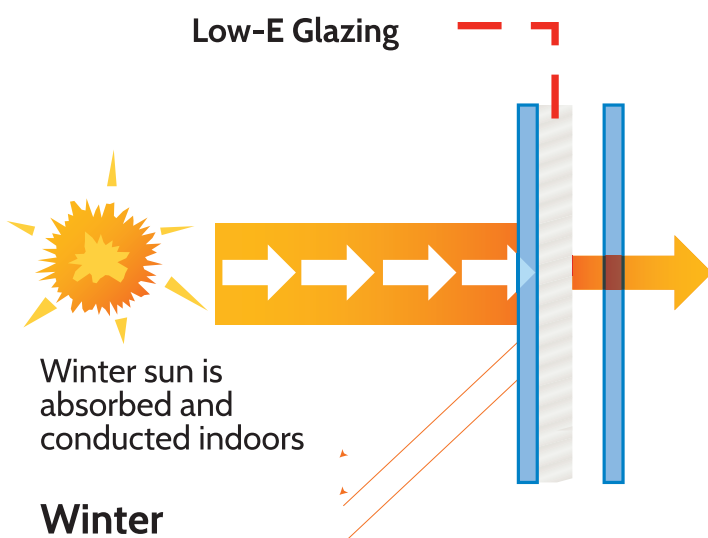
Benefits: Increases R-values · Increases soundproofing ·  
 · Minimizes heat exchange · Reduces chance of condensation / frost ·  
 · Energy cost savings · Heating & cooling systems more efficient ·  
 · Argon will not corrode the window material ·

## Solarban 60 Low-E

*Our new standard.*

Meets ENERGY STAR® requirements. Windows can qualify by 2 metrics:

- Maximum U-Factor of 1.22 Metric
- Minimum ER of 34



# Solar Heat Gain & Windows

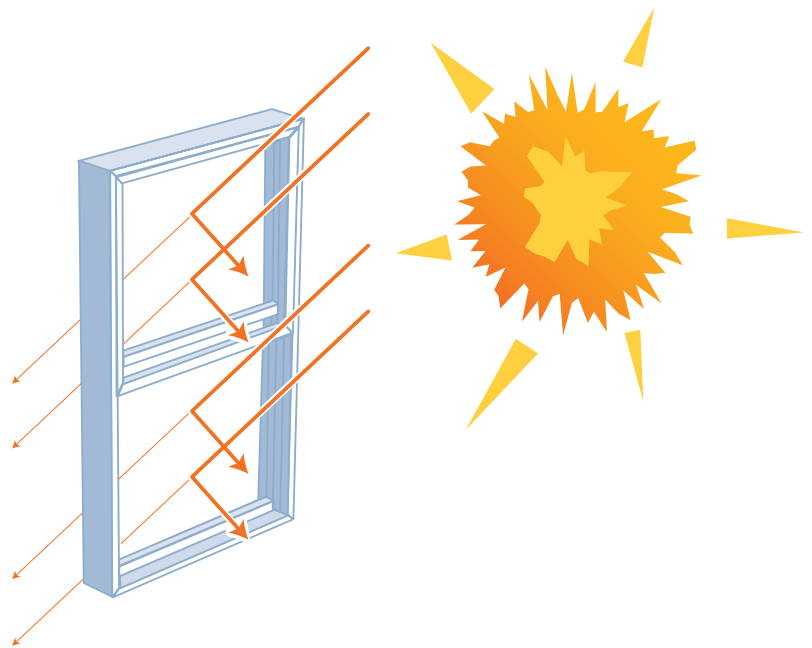
Today and every day, the sun provides immense quantities of energy to the Earth. In colder climates and during winter months, this energy can be quite beneficial; warming our homes and reducing our need for heating fuel. In some climates (with the proper designs) solar energy can be used to heat buildings and generate hot water. There is technology available to create electricity with sunlight (photovoltaics). However, for warmer climates, summer months, and commercial office buildings, unmanaged solar energy can create thermal heating loads that must be removed by air-conditioning.

The majority of this solar heat gain comes through your windows and glazed doors. The most effective way to manage the amount of solar gain that enters your home or office is to block it before it gets into the building. One way to accomplish this is by carefully choosing and installing windows with a low Solar Heat Gain Coefficient (SHGC) rating.

The lower the SHGC rating, the better the window's ability to block heat from the sun.

## What is SHGC?

A simple way to explain SHGC is in terms of a ratio; where 1 is the maximum amount of solar heat gain that can come through a window and 0 is the least amount. A SHGC of 0.40 means that 40% of the available solar heat is coming through the window. It should be noted that SHGC ratings express the performance rating for the entire window, not just the glass. This is important because SHGC ratings also include a window's ability to absorb heat from the sun and transmit it through the entire window and room. Therefore the type of window, as well as the glass, can affect the SHGC rating.



## Noticeable Improvements

In winter, the glass surface will be warmer because Low-E coatings reduce the amount of warm air that can escape. You will also notice reduced condensation, fewer down-drafts, lower heating costs, and better overall comfort in your home.

In the summer, cool air inside your home is retained as the Low-E coating reflects re-radiated heat from outside, keeping the air cool on the inside.

# Condensation

Read below for what causes condensation and tips for prevention.

## Condensation Prevention


- Install an air exchange unit or humidity device to maintain the proper level of humidity. (When the outdoor temp. is below  $-10^{\circ}\text{C}$ , the recommended indoor relative humidity is roughly 15%.)
- Ensure hot air from registers does not flow directly onto the interior surfaces of the glass
- Turn off furnace humidifiers until condensation reduces
- Ensure clothes dryer exhaust is vented outside
- Use exhaust fans while cooking
- Open a window while doing laundry
- Close the bathroom door and open a window after baths and showers
- Remove screens in winter
- Open window coverings slightly to allow air flow

Condensation is the process of changing a gas into a liquid. As air becomes saturated with too much humidity, it can no longer hold the water vapour. Moisture is in the air all around us. When warm, moist air contacts a cooler surface, such as window glass, it cannot hold as much water vapour so it condenses onto the cool surface.

### Why does condensation occur?

During winter when the outside temperature can reach  $-30$  degrees celsius, a common problem may be condensation on interior glass surfaces such as windows or doors. This is because heat transfer resistance through windows and sliding doors is usually lower than adjacent building walls. In cold weather, the lowest temperatures of the inside surfaces of a building are found on windows and sliding doors. The moisture naturally present in the air changes into liquid water on contact with cold surfaces. Droplets of water become a film and run down the glass when the interior's relative humidity is high. This condensation can be decreased or eliminated by decreasing the relative humidity of the indoor air.

Condensation on windows, sliding doors and other surfaces is a visible warning sign that the relative humidity of the room is too high.



## Quick Fact: Window Egress

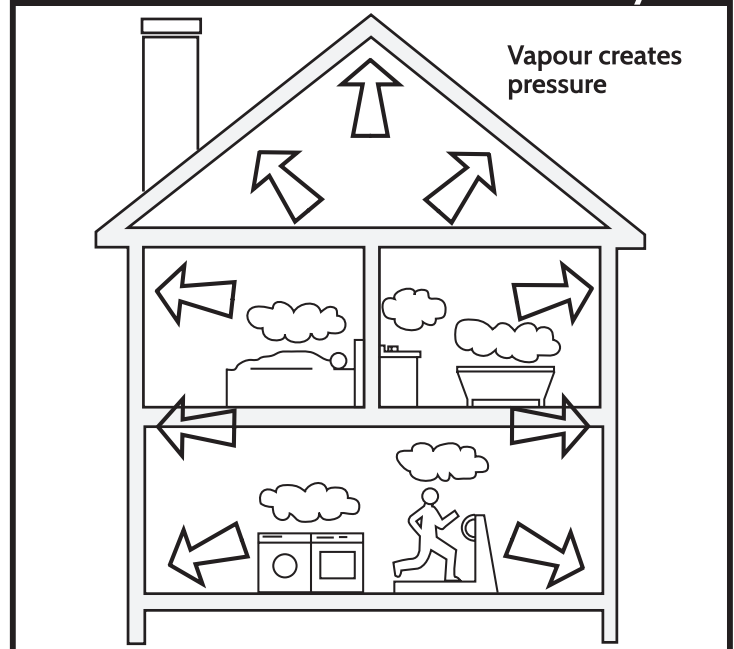
What is an egress window?

An egress window is an acceptable exit opening. It is required to have a minimum of 3.77 square feet of opening with 15 inches both ways. Awning windows do not meet egress requirements. Sliders and casement windows are egress eligible.

Where are egress windows required?

Egress windows are required in every bedroom on any floor and in basements with habitable space. If you are building a new home, the code requires that you put an egress window in each bedroom. It also requires an egress window in the basement if habitable rooms will be finished in the basement.

## Sources of Humidity





# Ratings, ENERGY STAR®, Energy Savings

*“Canada’s climate zones have changed.”*

When Canadians want to reduce energy use and save money, they look for the ENERGY STAR® symbol to identify energy-efficient products.

Windows and doors can be a significant source of energy loss in your home – up to 25%. In Canada’s climate, this means higher energy bills for you. Buying ENERGY STAR® certified doors and windows will help you save energy.

### Windows

ENERGY STAR® certified windows are about 20% more energy efficient than the average window.

### Doors

ENERGY STAR® certified doors are about 15% more efficient than the average door.

Keep your home or building more comfortable year-round. Less condensation in cold weather compared with a conventional product.

### How do these products qualify for ENERGY STAR®?

To be ENERGY STAR® qualified, products must meet specific energy efficiency levels that have been set for Canada. In addition, all products must be certified for their energy efficiency by an accredited agency.



*ENERGY STAR® is the mark of high-efficiency products in Canada. The familiar symbol makes it easy to identify the best energy performers on the market. ENERGY STAR® certified products meet strict technical specifications for energy performance – tested and certified.*

Look for the ENERGY STAR® symbol



## Just remember...

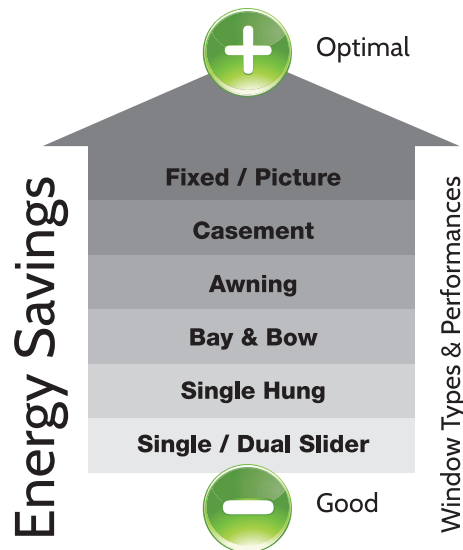
*All ENERGY STAR® windows are certified by the Canadian Standards Association based on energy performance. Windows are tested and verified by an independent third party to ensure that the product will perform properly.*



### Criteria

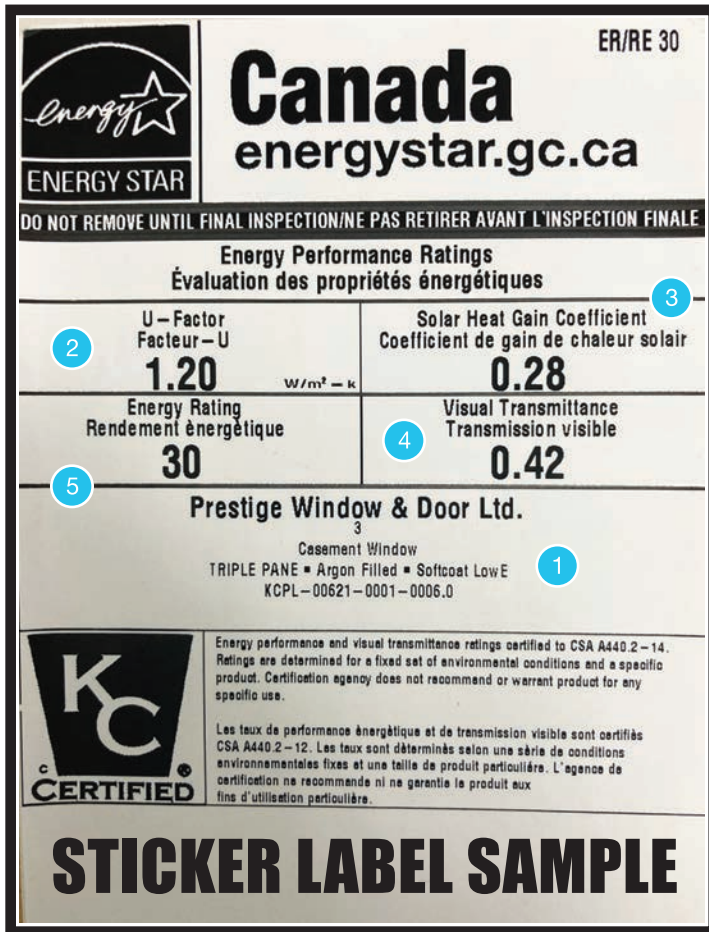
Products are rated on their U-factor or their Energy Rating (ER). The U-factor is a measure of the rate of heat loss. The lower the number, the slower the heat loss. The ER is a formula that includes the U-factor, air leakage and the benefit of potential solar gain.

The higher the value, the higher the potential annual energy savings.



# How can you determine a product's energy efficiency?

It's easy - just look for the labels.



NOTE: For example purposes only.  
CSA and ENERGY STAR® ratings vary by product.

## Look for the CSA label.

This is the most reliable way to determine a window or door's "whole unit" energy performance.

- CSA-certified products:** Reputable window manufacturers rate and certify products according to CSA Group requirements.
- U-Factor:** The lower the U-Factor, the better the window insulates.
- Solar Heat Gain Coefficient:** This number tells how effective the product is at blocking the sun's radiant heat. The lower the solar heat gain coefficient, the less solar heat the window allows into your home.
- Visual Transmittance:** The visual transmittance (VT) is an optical property that indicates the amount of visible light transmitted. While VT theoretically varies between 0 and 1, most values among double- and triple-pane windows are between 0.30 and 0.70. The higher the VT, the more light is transmitted. A high VT is desirable to maximize daylight.
- Energy Rating:** The Energy Rating (ER) value is calculated using a formula that balances a product's U-value with its potential solar heat gain coefficient (SHGC) and its airtightness. The higher the number, the more energy-efficient the product.



## Look for the ENERGY STAR® label.

Prestige is a proud supporter of the ENERGY STAR® program promoting the use of high-efficiency products. Prestige products offer the energy efficient options that will meet or exceed ENERGY STAR® guidelines in Canada. In fact, we have some products with U-Factors that significantly exceed Canadian ENERGY STAR® guidelines.

For more information, contact your local Prestige sales representative or go to <https://natural-resources.canada.ca/energy-efficiency/energy-star-canada/18953>




With more than 30 years of leadership in energy efficiency, CSA Group has the experience and technical experts that fully understand Canadian and U.S. energy efficiency requirements

# Windows



PRESTIGE  
WINDOWS AND DOORS

# Exterior Colour Options



Bright White



Almond



Cashmere



Wicker



Pebble



Canyon Clay



Saddle Brown



Graphite



Burgundy



Ivy Green



Black



Antique Brown



Nutmeg



Old World Blue



Dark Drift



Moonlit Moss



Iron Ore




Commercial Aluminum



Commercial Brown



Sandalwood



Dover Gray



Tan



Slate



Sable



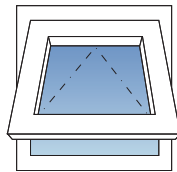
Wedgewood Blue



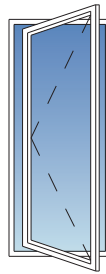
Forest Green

## Our Operating Style

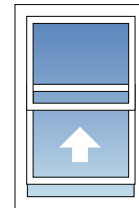
Now Offering  
New Interior Colour  
**BLACK**



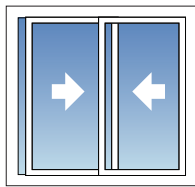
**Awning**  
Opens from the bottom using the top hinge; ensures constant air movement.



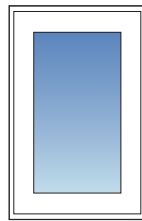
**Casement**  
Opens outward like a door and is hinged on the side; provides good air circulation.



**Single Hung**  
The bottom sash slides up for controlled air movement.




**Single & Dual Slider**  
The sash slides from side-to-side.



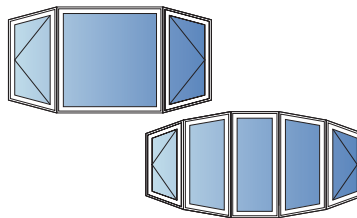
**Fixed Picture**  
Looks like a casement or awning but cannot open.



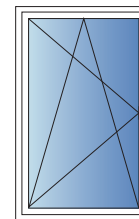
**Picture**  
More glass surface allows a clear, unobstructed view through the glass.



**Shapes**  
These are fixed windows. With no moving parts, they can meet any geometric shape.



**Bay & Bow**  
Using combinations of fixed, single hung and casement units, you can make a room larger.



**Tilt & Turn**  
This window style has a diverse range of motion and opening potential.

*New Product From Prestige*

# Surround

by PRESTIGE



Turn the handle down, and the tilt-and-turn window will be hermetically sealed with no air leakage. Hassle-free operation for years to come.

Look for more Surround photos on our back cover.

## The tilt-and-turn line that is turning heads.

Range of motion with tilt-and-turn.

Inspired by Europe—but designed for North America—our versatile, high-performance Surround windows come in a wide range of sizes and styles with your choice of finishes and accessories. A great option for your next residential or commercial project.



## Hyper performance, hyper energy efficiency.

With their sleek, European look, Surround windows' tilt-and-turn opening system offers unrivalled ventilation, energy efficiency, and heat management. Their robust designs make it nearly impossible for break-ins or rain seepage.

Also compatible with DoubleNature upgrade.

 **DoubleNature**  
by PRESTIGE

# Window Anatomy

**Head Jamb**

Horizontal members that make up the top of the window frame

**Sash**

Framework that holds the panes of a window in the window frame

**Side Jamb**

Vertical frame member on either side of the window

**Sash Lock**

Locking device which holds the window shut

**Sill**

The bottom section of a window frame

**Operator Handle**

Handle allows for opening and closing



# Buying Windows 101

Buying new windows?  
Here's what you should know.



## Material / Texture

Do you want to match windows with wood decor inside your home, such as your kitchen cabinetry? If so, research our Everest series.



## Jamb Size

How thick are your house walls? Find out easily by opening an exterior door and measuring from the inside of drywall to outside sheeting. (rough measurement acceptable)



## Brickmould

Think of brickmould like the exterior casing of your windows. Here is a simple question to help you determine which brickmould is right for your project; Do you have any plans for replacing your exterior siding? If yes, then we recommend a nailfin brickmould. If not, we recommend a standard 2" renovation brickmould. Thicker brickmoulds are available.



## Energy Options

Using Low-E coatings & inert argon gas fills provide perceptive sunlight management which is the basis for having an ENERGY STAR® certified window. This naturally translates in to reduced environmental impact, superior R-Value, increased comfort and protection for home furnishings.



## Options

Do you want grilles?  
How many panes?  
Glass type / shade?



## Colours

Prestige has a full spectrum of colours available. Enviro-friendly paint, built to bond specifically with PVC used in exteriors with lots of sun.



## Installation

Can you install the products yourself or do you want to hire a professional for installation?





PRESTIGE  
WINDOWS AND DOORS

“How can I tell if I need new windows?”  
Here are some sure signs that your old, tired windows need to be replaced:

- Difficult to open or close
- Drafty, with air leaking through or around the window
- Windows rattle in the wind
- Paint chipping or peeling
- House is always too cold in winter or too hot in summer



# Window Grille Options



Grilles add a decorative element to windows and truly offer the perfect accent. Internal grilles are available in every Prestige window type to add a traditional, contemporary or elegant look to your house. These grilles are located securely between the glass panes which, in addition to adding character and beauty, are completely maintenance-free.

## Grille Colours

Our window grilles are offered in the following standard colours:



White



Pewter



Brushed Brass



Black

*\*Window grilles are available in 5/16 inches, 5/8 inches and 1 inch. Talk to your local Prestige dealer for more information.  
Note: Printed images of exterior finishes will vary from actual colours.  
Selections must be made on actual colour samples available from your Prestige dealer.*





# Window Glass Options


17




Clear Glass




Satin Etch



Pinhead Glass



Narrow Reed



Rain Glass

## Tinting



Solar Cool Gray

Solar Cool Bronze

Solar Gray

Solar Bronze

Our 'cool' tint variations have a more mirrored look.

## Low-E Performance Glazings

Solarban 60  
Soft Coat

Blocks solar heat before entering home.

Low SHG

Sungate 400  
Hard Coat

Allows more solar heat gain in winter which lowers heating bills.

High SHG

## Double-Pane vs Triple-Pane

Double & triple-paned windows feature two or three panes of glass respectively separated by a layer of gas. This design helps to reduce sound transmission and keeps the home more comfortable than old-fashioned single-paned windows. It is beneficial to consider how they compare with each other in terms of efficiency, sound transmission and cost...

## Technical Breakdown of Double vs Triple-Pane

### R-Value

The R-value of a window measures its ability to resist heat flow. A window with a higher R-value is more effective at blocking heat transfer than one with a low R-value. To keep your home warm during the winter and keep expensive heat from escaping through the window panes, look for units with the highest R-value possible. Replacing double-paned units with triple-paned windows could reduce heating costs.

### Worth The Upgrade

If your home's single-pane, drafty, or damaged windows are costing you money every month, you'll breathe a sigh of relief once you have replacement windows installed.

In most cases, double-pane windows are all you need. However, if you brace yourself for a tough winter each year, consider triple-pane windows.

Window technology keeps getting better and better.

### Cost Evaluation

Triple-paned windows cost 10 percent to 15 percent more than double-paned ones on average. The improved efficiency of triple-paned windows could cut heating bills by 2 to 3 percent a year in very cold areas but may not save buyers much in more moderate climate zones.

### Sound Transmission

There are differing opinions on how much sound transmission is eliminated by triple-paned windows. The extruded frame for a triple-pane window profile is thicker than a dual pane profile. Noticeable or not, triple-paned windows will reduce sound transmission as there is physically more barriers for the sound to travel through.

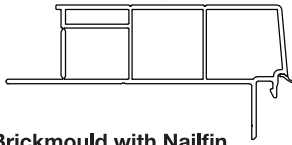
PRESTIGE  
WINDOWS AND DOORS

# Window PVC Options

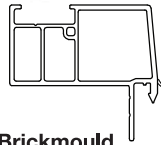
Options applicable to all of our window series.



## Brickmould Options



3 1/2" Brickmould with Nailfin



Renovation Brickmould



1 1/2" Brickmould with Nailfin



1/2" x 10" Jamb Extension

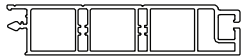
## Jamb Extension & Drywall Return Options




4 7/16" Jamb Extension



3 1/4" Jamb Extension



2 7/16" Jamb Extension



2" Jamb Extension



1 1/4" Jamb Extension



Multi-Jamb for Custom Sizes



1/2" Return



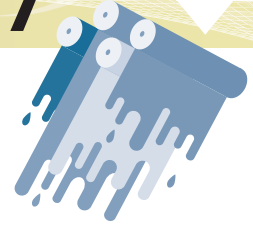
3/4" Return



# Our Paint Technology

19

Featuring D200 Paint from AquaSurTech.  
Coating the World...without costing the Earth.



Window and Door applications take a beating from harsh weather and exposure to the elements. In response, AquaSurTech has created a series of AAMA tested, environmentally friendly, waterborne coatings that are tough but flexible, heat-reflective, and offer superior colour/gloss retention.



**AquaSurTech**

#### **Chemistry:**

While most coatings use a combination of commercially available resins and additives, D200 combines 25 ingredients to create one molecular structure. This process allows D200 to adhere seamlessly to the surface and last longer than other water-based coatings.

#### **Keep it Cool:**

AquaSurTech incorporates the most advanced heat-reflective pigments available, minimizing the heat gain effects caused by sun exposure. These coatings can reduce surface temperatures by up to 25 degrees F compared to standard pigment technologies.

#### **Does the Job without the Damage:**

With exceptionally low levels of VOC (volatile organic compound), D200 is the environmentally friendly alternative that will not damage the vinyl, allowing your windows to hold strong for years to come.

#### **Environmental Advantages:**

- Ultra Low VOC (30 g/l).
- Non-flammable.
- Lead, Chromate, isocyanate & NMP free.
- Non-hazardous material with no toxic hardener.
- Courier shipping is possible.



## Meet Our New Paint Machine

- *Efficient* •
- *Reliable* • *100% Accurate* •

Offering exceptional quality and performance! We anticipate this system will allow high-throughput and enable quicker customization for all of our customers.

High quality paint blending, curing and offering high volume paint capture efficiency.

Talk to your local Prestige dealer for more information.

# Our Window Lines



Top choice for performance.

**Features**

Because the sash creates pressure on the frame when closed, these windows offer better airtightness than sliding windows of equal quality. They are ideal for those who wish to enjoy an unobstructed view with efficient ventilation. These windows open to the outside and therefore won't interfere with blinds, lamps, plants, and accessories. Although the technology is highly sophisticated, the windows open with incredible ease.



Perfect hung and slider windows.

**Features**

Prestige windows add real value thanks to outstanding energy performance, secure hardware, and easy-maintenance features. The most widely installed window style in North America; slider windows have clean, simple lines and are easy to open and close. Prestige offers sliders for a variety of climates and markets.

Want to take Repella and Selera to the next level?



Upgrade the Repella and Selera to have the look of real wood. DoubleNature can be used both inside and out, just inside or just outside.

**Features**

Gorgeous, energy efficient, maintenance-free. Your choice of stains reminiscent of cherry, golden pecan, oak, mahogany, or walnut. No maintenance and no deterioration—inside or out.



# Repella

*Series* by PRESTIGE



## Features:

### Fresh yet classic look:

Add refined luxury to your home's exterior. The wide profile of our PVC casement/awning windows gives your home a bold and beautiful look, with low maintenance, comfort, and value.

### Insulation:

Available in dual or triple-glazed. All UPVC multi-chamber designs and triple weatherstripping (including 2 bubble seal strips surrounding the frame) protect against wind, rain, and snow.

### Glazing:

Interior glazing bead is the key design component for withstanding 220mph (350km/h) winds. This process also allows for glass to be easily replaced from the inside.

### Accessories:

Frames may include grooves for adding various accessories such as, brickmoulds, interior jamb extensions, trim, and rosettes.

### Style:

Various options allow you to adapt the style of these windows to match your home, including a stylized exterior sash, authentic interior wood moulding, and a bevel sash. Did we mention there are custom colouring options as well?

### Security:

The Repella Series has a multi-point locking system to ensure window security for your home. The folding crank handle offers a smoother, more contemporary, integrated look when nesting in the operator cover. This system is uniquely designed to prevent handle collapse during operation.

# Repella

by PRESTIGE

## Awning



The awning window opens from the bottom of the window. It's superior in providing thermal protection and ventilation. A unique characteristic of the awning-style window is that it can be left slightly opened for air flow while preventing rain from entering the room. The awning can be combined with other Prestige window styles to create different designs that fit the look and needs of the building.

Awning windows are models of contemporary style and convenience. They feature one hinged sash that swings out, welcoming the breeze in. Most common in newer homes, awning windows are coveted for their clear, uncluttered views and effortless operation.

## Casement



The casement is hinged on the top and bottom and opens like a door. This provides superior ventilation, easy cleaning from the interior, and excellent energy savings. In fact, the casement is the most energy efficient of all the ventilating style windows.

Casement windows are models of contemporary style and convenience. They feature one hinged sash that swings out, welcoming the breeze in. Most common in newer homes, casement windows are coveted for their clean, uncluttered views and effortless operation.

## Shape



Shaped windows allow your creativity to run rampant. Available in a plethora of frame designs, grille and glass options, the shaped window is really limited only by your imagination. Half rounds, arch tops, rakehead, gothic, and full circle are only a small representation of what can be done to enrich any room design.

Angled, rectangular, and curved windows can turn a simple house into a beautiful home. Elegant arches and smooth lines draw attention to themselves without overpowering the overall design. Whether your style is classic or contemporary, shaped windows are a unique solution.


# MODELS

## Fixed Picture



A fixed picture window is non-ventilating and is used to create maximum viewing area. As with Prestige's entire window line, they can easily be combined with any other window style to create a design that will complement any architectural style.

## Bays & Bows



Bay windows are 3 wide windows usually with casement flankers and a larger fixed unit in the middle. Available in different angles, the bay window helps to accentuate an existing opening. On the other hand, the bow window is a bank of 4 to 6 window frames joined together to form an arc. Both unique window styles are available with a head and seat board as well as an exterior roof and base if required.


Bay and bow windows are more than just windows. They are combinations of windows that reach out into the world. Even with limited space, a bay or bow window allows you to have multiple panes to bask in the scenery surrounding you.



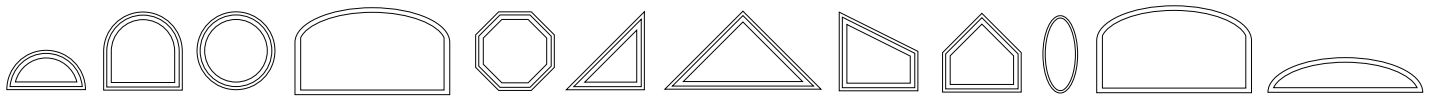
**Repella**  
by PRESTIGE

# Configurations

## Casement / Awning



## Picture Window Shapes



Don't see the configuration you want?  
Show us your vision. We give our customers  
the freedom to customize their windows.







# Anatomical View

Multitude of Internal Chambers

Choice of Glass  
(Triple-Pane Available)


Triple Weatherstripping

Sash

Choice of Interior  
Extensions

Choice of Exterior Brickmoulds


Frame





# Selera

*Series* by PRESTIGE



## Features:

A beautiful exterior design for a show-stopping, elegant look. The single hung and single sliders are very popular because they offer smooth gliding operation and good thermal performance at a great value.

### **Insulation:**

Available in dual glazed. All PVC multi-chamber designs and triple weatherstripping help to protect against wind, rain, and snow.

### **Glazing:**

Interior glazing bead is the key design component for withstanding 220mph (350km/h) winds. This process also allows for glass to be easily replaced from the inside.

### **Accessories:**

Frames may include grooves for adding various accessories such as, brickmoulds, interior jamb extensions, trim, and rosettes.

### **Style:**

Various options allow you to adapt the style of these windows to match your home. This sleek, durable series of windows is the elegant solution if you are looking for sliding operation. Did we mention there are custom colouring options as well?

### **Security:**

The Selera Series has a multi-point locking system to ensure window security for your home.

# MODELS

27

## Single Slider



Single slider windows operate horizontally (side to side). One sash does not open and the other sash moves. Included is a screen that covers half the window. The movable sash slides sideways and can tilt into the room for easy cleaning. Added features such as extra weatherstripping and a sash encapsulated into the frame will ensure that drafts cannot break through. Our windows are manufactured to tight standards so that when locked, there is virtually no movement.

## Hopper



A hopper window is a single-style window that has a hinged opening, similar to a casement window. Hopper windows can come in a variety of sizes. The hopper window is a common style of window for small areas and openings, such as basements and bathrooms. Hopper windows provide easy cleaning access to interior and exterior surfaces.

## Single Hung



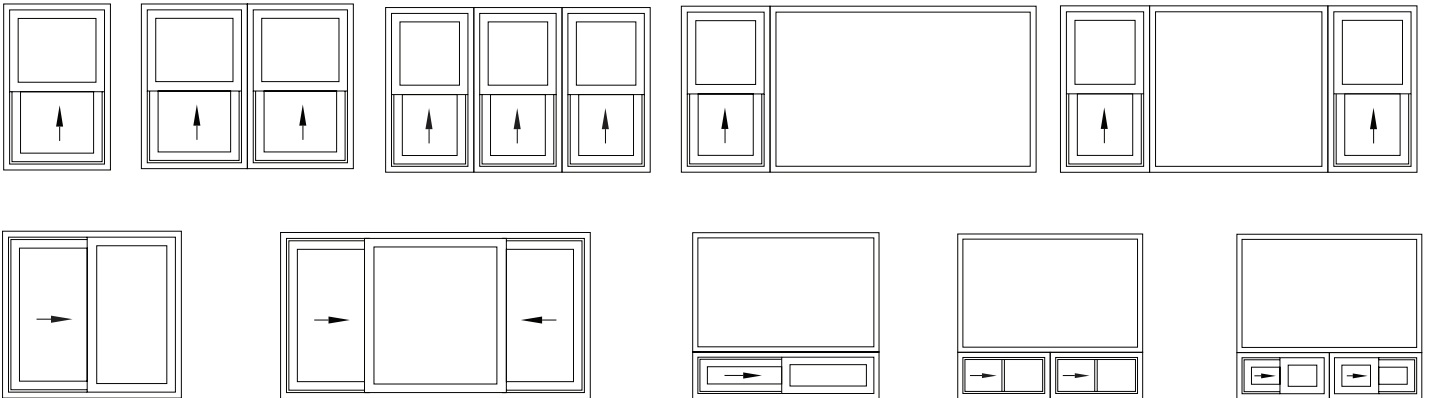
A single hung window is a window with a fixed upper sash and a movable lower sash. The lower sash can be raised to allow a free flow of air, and the sash may also be designed to tilt so that it can be easily cleaned from the inside.

Maintain the traditional and classic look of a hung window with the features of a modern UPVC window. Well designed for great energy performance, noise reduction and strength.



# Configurations

## Hung / Slider Configurations

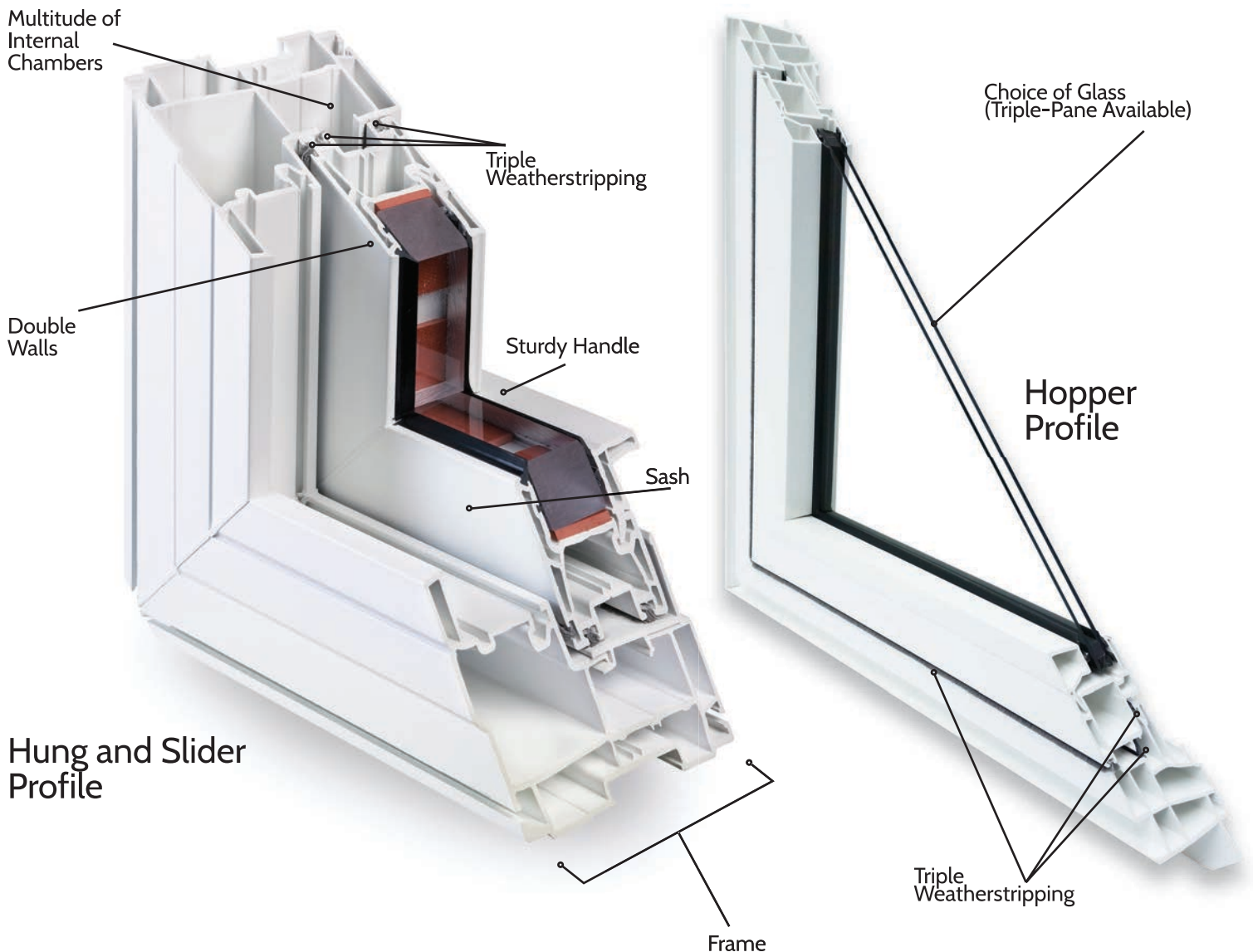


Don't see the configuration you want?  
Show us your vision. We give our customers the freedom to customize their windows.





# Anatomical Views





# DoubleNature

by PRESTIGE



## Versatile Choices - Wood Colouring PVC Window Upgrade

### Features:

**Quality, Strength & Elegance:**

Allows for the consumer to have a matching indoor and outdoor appearance. Benefit from having maintenance-free PVC windows that look like wood.

**Insulation:**

Multi-chamber system for thermal insulation and sound reduction. The triple weatherstripping (including 2 bubble seal strips surrounding the frame) delivers amazing energy performance.

**Glazing:**

Designed for a wide range of energy-efficient glass of varied thickness for those who are looking for superior energy efficiency.

**Accessories:**

Outside frames can be completed with the different brickmould options we offer. Looks like wood inside and out.



# DoubleNature

by PRESTIGE



Our DoubleNature look can be used both inside and out, just inside or just outside.

## *What Is DoubleNature?*

It looks like wood; but it's actually PVC

• Stylish appearance • UV-resistant • No maintenance • ENERGY STAR® qualified •

# DoubleNature

by PRESTIGE

## Applicable Models



**Repella**  
by PRESTIGE

- Awning •
- Bays & Bows •
- Casement •
- Fixed Picture •



**Selera**  
by PRESTIGE

- Single Slider •
- Single Hung •



**Surround**  
by PRESTIGE

- Tilt & Turn •

## Our PVC Stain Types

OAK

WALNUT

CHERRY

MAHOGANY

GOLDEN PECAN



Casement  
DoubleNature  
windows shown.



# Entry & Garden Doors



PRESTIGE  
WINDOWS AND DOORS


# Colour Options



*\*Looking for a custom colour?  
We can provide any colour for your door.*

*Talk to your local Prestige dealer for more information.  
Note: Printed images of colour options will vary from actual colours.  
Selections must be made on actual colour samples available from your Prestige dealer.*

## Entry & Garden Door Configurations



## Door Specialists



Our highly trained and experienced installation specialists ensure that your job gets done right. Our installers are extremely particular and take zero shortcuts.

You'll be able to find that perfect door for your renovation or new construction project.

Great service, every time.

### **Window Warranty:**

20 Years - Vinyl Extrusions & Insulated Glass

### **Door Warranty:**

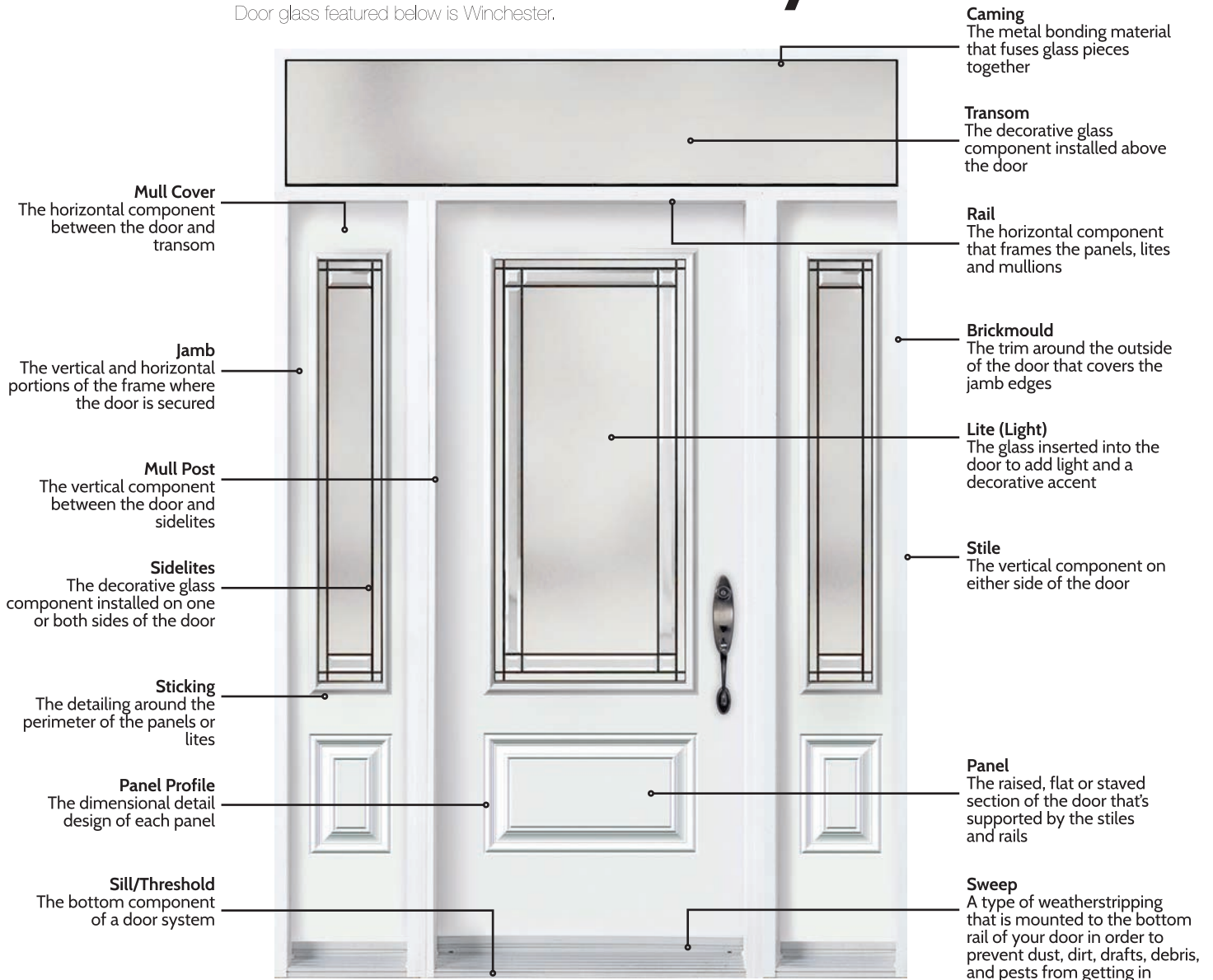
10 Years - Fiberglass Doors, Metal Doors & Glass Inserts

### **Comprehensive Warranty:**

Found at [PrestigeWindow.ca](http://PrestigeWindow.ca)

# Door Anatomy

Door glass featured below is Winchester.



It's easy to create the perfect entry system.

Flush, 4-panel, 6-panel, Archtop, Textured, Wood-grained - we build doors that will make a lasting impression. We value creativity - with a multitude of sidelite and transom combinations, let your entrance be a canvas for that inner artist.

Prestige Window & Door carries a wide range of decorative glass inserts that include Energitech® glass\*. Whether it's stained glass, silkscreen, grilles, clear glass, V-groove, or vents, we are your source for decorative glass inserts to suit your style.

Woodgrain doors provide all the performance benefits of Prestige standard doors with the extra visual appeal of realistic timber texturing. Our doors also feature fiberglass surfaces.

\*Energitech® glass uses Low-E and Argon to enhance the Energy Rating (these products will meet zone C or D requirements when used with Prestige's door panels.)

# Prestige Door Components



2"X4" Vinyl Wrapped Jamb



2"X6" Vinyl Wrapped Jamb



Nailfin Brickmould



T-Post



2"X4" Composite Jamb



2"X6" Composite Jamb




Wood / Clad Brickmould



Wood Brickmould



Inswing / Outswing Sweep



Outswing Threshold



Inswing Threshold



Maintenance Free  
Quality Components

Simply put, Guardian doors by Prestige are the perfect choice when building or remodeling a home. A visual masterpiece - these doors are crafted to compliment any style with an appealing design, and provide comforting security and energy efficiency.

Several frame and exterior trim options are available. Prestige offers a wide variety of jambs, brickmoulds, thresholds, and sweeps to suit your needs. The possibilities are virtually endless to make your new door system extraordinary.

**PRESTIGE**  
WINDOWS AND DOORS

# Door Slab Styles & Choices

## Steel Design Collection



### Vog

Horizontal lines and angular embossed details provide a graceful and simple style. Dare to finish your door in an eye-catching colour that will give your home its very own signature look.

Dimensions  
33 3/4", 35 3/4" x 79 "  
33 3/4", 35 3/4" x 84 "  
33 3/4", 35 3/4" x 95 "



79" Door



95" Door



### Oso

Discreet lines and complex embossments add up to give Oso its refined and unique style. The asymmetrical design allows for the integration of a doorlite - ideal solution for narrow entryways - or a pull bar for added elegance.

Dimensions  
33 3/4", 35 3/4" x 79 "




79" Door



79" Door for 7" x 64" doorlite

← Hinge side



### Linea

Linea's strong embossments give it a post-industrial look. This model is specifically designed to integrate a doorlite or a pull bar making Linea the ideal solution for narrow entryways.

Dimensions  
31 3/4", 33 3/4", 35 3/4" x 79 "



79" Door



79" Door for 7" x 64" doorlite

← Hinge side

### Vog Embossment



### Oso Embossment










### Linea Embossment



# Door Slab Styles & Choices

## Smooth Finish, Standard 6'8" Height

<p>24" 28" 30" 32" 34" 36" 42" 48"</p> <p><b>FLUSH</b></p>  <p><b>DRS00</b> Also available in 7'0" &amp; 8'0" (32", 36", 42")</p>	<p>12" 14"</p> <p><b>SLS00</b></p> 	<p><b>TWO PANEL</b></p> <p>32" 34" 36"</p>  <p><b>DRS2B</b> Also available in 7'0" &amp; 8'0" (32", 36")</p>	<p><b>TWO PANEL ARCH</b></p> <p>32" 34" 36"</p>  <p><b>DRS2D</b> Also available in 7'0" &amp; 8'0" (32", 36")</p>	<p><b>3/4 TWO PANEL</b></p> <p>32" 34" 36"</p>  <p><b>DRS29</b> Also available in 7'0" &amp; 8'0" (32", 36")</p>	<p><b>ONE PANEL SHAKER</b></p> <p>32" 34" 36"</p>  <p><b>DRS1K</b></p>	<p><b>TWO PANEL SHAKER</b></p> <p>32" 34" 36"</p>  <p><b>DRS2K</b></p>
--	--	---	--	---	---	---


<p><b>COTTAGE</b></p>  <p>32" 34" 36"</p> <p><b>DRS2G</b> Also available in 7'0" &amp; 8'0" (32", 36")</p>	<p><b>THREE PANEL SHAKER</b></p>  <p>32" 34" 36"</p> <p><b>DRS3F</b> Also available in 7'0" &amp; 8'0" (36")</p>	<p><b>TRUE FOUR PANEL</b></p>  <p>32" 36"</p> <p><b>DRS41</b></p>
--	--	---

*Smooth Skin doors are a long lasting alternative to steel doors that provide all the benefits of fiberglass. Smooth Skin doors will never rust or delaminate like steel. Also, resist the appearance of scratches.*

<p><b>FOUR PANEL BLANK TOP</b></p>  <p>32" 34" 36"</p> <p><b>DRS40</b></p>	<p><b>3/4 FOUR PANEL</b></p>  <p>32" 34" 36"</p> <p><b>DRS49</b></p>	<p><b>SLS49</b></p> <p>12" 14"</p> 	<p><b>CRAFTSMAN</b></p>  <p>34" 36"</p> <p><b>DRS6C</b></p>	<p><b>SIX PANEL</b></p>  <p>30" 36"</p> <p><b>DRS60</b> 2'6" NARROW LAYOUT 3'0" WIDE LAYOUT</p>	<p><b>SIX PANEL UTILITY</b></p>  <p>32" 34" 36"</p> <p><b>DRS63</b></p>	<p><b>SLS60</b></p> <p>12" 14"</p> 
---	---	--	--	---	--	--

# Door Slab Styles & Choices

## Rustic Series



*Our offering of Rustic doors are produced to provide a classic charm while bringing a contemporary construction to any home entryway. Each door in the Rustic Series contains deep graining and distinct panel detailing that resemble true distressed wood without any of the drawbacks.*

**PRESTIGE**  
WINDOWS AND DOORS

## Woodgrain Series



*These doors have a rich grain pattern that resembles the look, feel, and texture of real wood without any of the problems associated with wood. Maintain the original look and feel of your home.*

## LEVERS



**Halifax Round**  
Satin Nickel



**Halifax Square**  
Satin Nickel



**Sydney Round**  
Satin Nickel



**Sydney Square**  
Satin Nickel



**Halifax Round**  
Iron Black



**Halifax Square**  
Iron Black



**Sydney Round**  
Iron Black



**Sydney Square**  
Iron Black



**Prague**  
Satin Nickel

We realize choice can be overwhelming, so we've itemized some of our most popular Weiser supplied products and placed them on this easy to follow guide.

Weiser continues to build on over 100 years of experience and craftsmanship to build a distinctive line of architecturally inspired products.

## KNOBS



**Troy**  
Satin Nickel



**Troy**  
Black



**Cambie Round**  
Satin Nickel



**Cambie Square**  
Satin Nickel



**Cambie Round**  
Iron Black



**Cambie Square**  
Iron Black



## SmartCode 10



**Contemporary**  
Satin Nickel



**Contemporary**  
Iron Black



**Halo Touchscreen**  
Matte Black

## DEADBOLTS



**Metropolitan Square**  
Satin Nickel



**Metropolitan Square**  
Iron Black



**Metropolitan Round**  
Satin Nickel



**Metropolitan Round**  
Iron Black

## HANDLESETS



**San Clemente**  
Iron Black



**San Clemente**  
Satin Nickel



**Prague**  
Satin Nickel





FERCO is recognized for quality handleset products since 1983.

FERCO's philosophy is:

- To use the best technology available in development of products

They are committed to offer quality products and professional services to customers.



**Gripset Handle  
BERKELEY**



**Trim Kit  
ALLEGRO  
30mm Plates**



**Trim Kit  
CAPRI  
45mm Plates**



**Trim Kit  
ROMA  
55mm Plates**



**Trim Kit  
ROMANCE  
40mm Plates**



**Trim Kit  
TORINO  
30mm Plates**



**Trim Kit  
TORINO  
45mm Plates**



**Trim Kit  
VIKING  
40mm Plates**



**Trim Kit  
VENICE  
45mm Plates**



**Trim Kit  
VENICE  
30mm Plates**

### **SECURY Automatic Euro**

Door lock for 6' 8" doors.

As soon as the door is pulled shut, the Automatic latchbolts instantly throw 20mm and are secured to prevent them from being forced back.

By turning the key or the knob, the center deadbolt will engage and lock the top and bottom latchbolts to become a 3-deadbolt locking system.





## Decorative Accents

Personalize the Design Collection doors with Decorative Accents. Made of Alunox - a material which offers the appearance of brushed stainless steel with all the advantages of aluminum: no corrosion, no oxidation or fingerprints. Elegant design with beveled contour. Installation with automotive grade tape for added durability.

### Available Colours

● Alunox    ● Black **new**

---

Pictured above: Uno steel door with Uno 1 Accents and clear XL sidelite.

Uno door



**Uno 1 Accents**    
Offset alignment  
For Uno door.  
Set of 4.  
5/16" x 26"



**Uno 1 Accents**    
Centered alignment  
For Uno door.  
Set of 4.  
5/16" x 26"



**Uno 2 Accents**    
For Uno door.  
Set of 5.  
5/16" x 32"



**Uno 3 Accents**    
For Uno door.  
Set of 4.  
1" x 32"

new



**Uno 3 Accents, Alunox finish** new

Vog Door



**Vog 1 Accents**    
For the Vog door.  
Set of 4.  
1 1/8" x 4"



**Vog 2 Accents**    
For the Vog door.  
Set of 4.  
9/16" x 24"

Era Door



**Era Accents**    
For the Era door.  
Set of 7.  
3/4" x 8"

Oso Door



**Oso 1 Accents**    
Interior alignment  
For the Oso door.  
Set of 4,  
2" x 2"



**Oso 2 Accents**    
For the Oso door.  
Set of 4,  
2" x 13" + 2" x 3"

Doors sold seperately.  
Colours are for illustrative purposes only.

- Gentek, River Rock XL 555
- Gentek, Old World Blue 542
- Benjamin Moore, Silhouette AF-655
- Gentek, Pebble 559
- Gentek, Iron Ore 5P6
- Gentek, Pearl 534
- Gentek, Juniper Grove 580
- Gentek, Graphite 5P5
- Gentek, Storm 570

\*Uno 3 differs from Uno 1 and Uno 2 by being 1" wide instead of 5/16" wide.  
Uno 1 also offers the option of being center-aligned or offset-aligned.

# Designer Glass Inserts



*Bolero*

## Door Glass Category : Contemporary

A dance of retro and modern textures assembled in dynamic geometric shapes. With its daring composition that will not go unnoticed, Bolero sets the tone for your "mid-century modern" or contemporary style home and pairs perfectly with your Scandinavian-inspired furniture and accessories.

*\*All door slabs available in any colour! Slabs are for display purposes only. Particular glass inserts may only be paired with specific slabs.*

ALL PRODUCTS ON THESE PAGES USE ENERGITECH GLASS®  
ALL DOOR GLASS INSERTS CAN BE ORDERED IN VARIOUS DIMENSIONS

PRESTIGE  
WINDOWS AND DOORS

# Designer Glass Inserts

Prestige offers a wide range of doorglass types to suit all home styles in multiple sizes. Pick the style that matches you.

[prestigewindow.ca](http://prestigewindow.ca)




**Avenue**

Contemporary



**Azur**

Contemporary



**Belmont**

Contemporary




**Bolero**

Contemporary



**Edge**

Contemporary



**Equation**

Contemporary



**Fluid**

Contemporary




**Kira**

Contemporary



**Masterline**

Contemporary



**Mist**

Contemporary





364

*Nobel*

## Door Glass Category : Contemporary


A sophisticated looking stained glass designed for today's architectural styles. This model expresses all its nobility thanks to a bold composition and contrasting textures. Nobel will enhance contemporary or classic style single-family homes.

*\*All door slabs available in any colour! Slabs are for display purposes only. Particular glass inserts may only be paired with specific slabs.*




**Nobel**

Contemporary



**Nuando**

Contemporary



**Oso**

Contemporary



**Pure**

Contemporary



**Rhythm**

Contemporary



**Sandblasted Glass**

Contemporary




**Screen Glass**

Contemporary



**Side**

Contemporary




**Soft**

Contemporary



**Vog**

Contemporary



**Zenith**

Contemporary



# Designer Glass Inserts



*Celeste*

## Door Glass Category : Classic

Celeste juxtaposes different types of glass within its patina coming, creating a delicate geometric pattern with a refined and balanced light effect.

*\*All door slabs available in any colour! Slabs are for display purposes only.  
Particular glass inserts may only be paired with specific slabs.*



PRESTIGE  
WINDOWS AND DOORS

## Designer Glass Inserts


Create your personal entrance door.  
Our collection of door glass inserts  
can satisfy any customer  
and will fit most  
architectural requirements.

[prestigewindow.ca](http://prestigewindow.ca)



**Arima**

Classic



**Attraction**

Classic



**Balance**

Classic



**Bistro**

Classic



**Cachet**

Classic



**Celeste**

Classic




**Chanelle**

Classic




**Crystal**

Classic



**Distinction**

Classic



**Emori**

Classic



**Kallima**

Classic

# Designer Glass Inserts

*Balance*

103

## Door Glass Category : Classic

An homage to classic grills with a modern touch. Balance is composed of sandblasted finish glass showcasing elegant intersecting clear glass lines, offering both privacy and visibility. Though tailored for modern-farmhouse style homes, this model effortlessly transforms classic exteriors.

*\*All door slabs available in any colour! Slabs are for display purposes only. Particular glass inserts may only be paired with specific slabs.*


ALL PRODUCTS ON THESE PAGES USE ENERGITECH GLASS®  
ALL DOOR GLASS INSERTS CAN BE ORDERED IN VARIOUS DIMENSIONS

PRESTIGE  
WINDOWS AND DOORS

# Designer Glass Inserts

Prestige offers a wide range of doorglass types to suit all home styles in multiple sizes. Pick the style that matches you.

[prestigewindow.ca](http://prestigewindow.ca)



**Liano**

Classic



**Louisbourg**

Classic



**Mistral**

Classic



**Opal**

Classic




**Ophir**

Classic



**Portrait**

Classic



**Textile**

Classic



**Transit**

Classic



**Verso**

Classic



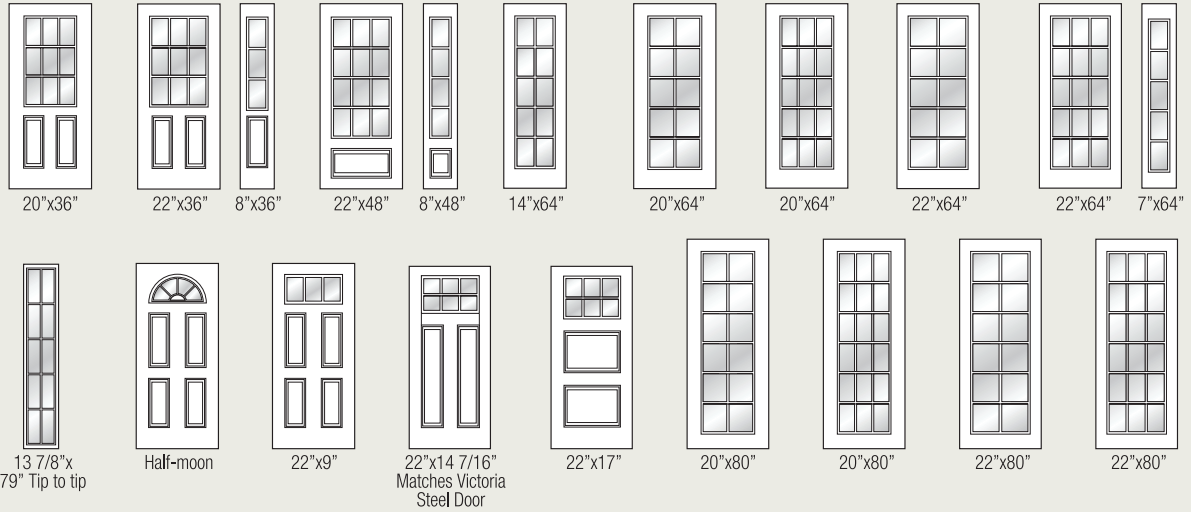
**Winchester**

Classic

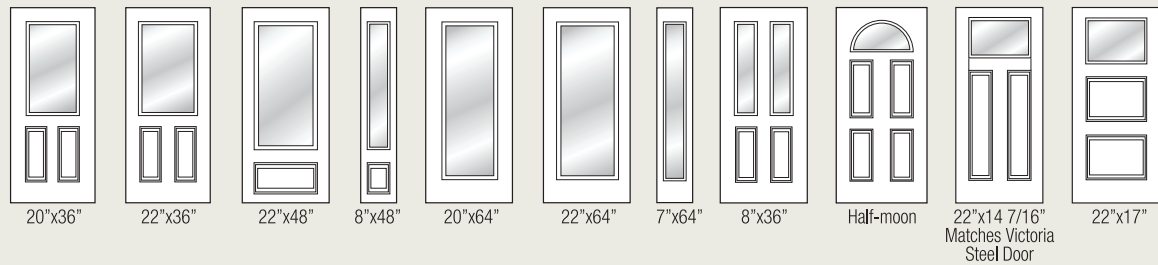


# Decorative Glass Commodities

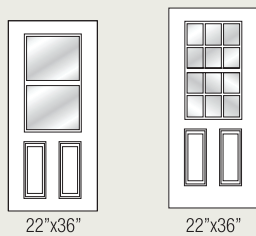
## LITES WITH INTERNAL GRILLE



## Low-E, TRIPLE PANE AVAILABLE




## Q470

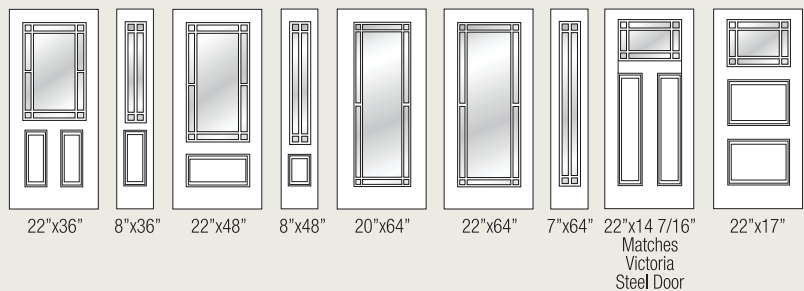


Don't see the configuration you want? Show us your vision. We give our customers the freedom of customization.

## 3X1 TOP GRILLE



## PERIMETER GRILLE



# Discretion

## Integrated mini-blinds

A great way to let light in during the day while ensuring absolute privacy at any moment. Integrated into the window, Discretion aluminum blinds are durable and maintenance free.

- Total privacy or visibility at your fingertips
- Lift and pivot easily with one discreet button
- Reliable and maintenance free
- Completely safe for children and animals



Color	Frame	22 "×64 "	20 "×64 "	22 "×48 "	22 "×36 "	13 7/8 "×79 " Tip-to-tip
White blinds	Contemporary	04-057-060-012	04-057-038-012	04-057-057-012	04-057-050-016	04-057-211-001
White blinds	Novapvc	04-057-060-007	04-057-038-003	04-057-057-004	04-057-050-008	
Satin grey blinds	Contemporary	04-351-060-002	04-351-038-002	04-351-057-002	04-351-050-002	04-351-211-001
Satin grey blinds	Novapvc	04-351-060-001	04-351-038-001	04-351-057-001	04-351-050-001	



# Elevation

Mechanically assisted venting unit

Ease-of-use and unmatched decorative designs make the Elevation a unique venting unit with a wide selection of decorative options. Its counterweight system is easy to operate with minimal effort for better, safer control.



Clear Glass Low E / Argon	22 "×64 "	20 "×64 "	22 "×48 "	22 "×36 "
	24-079-060-002	24-079-038-002	24-079-057-001	24-079-050-001

## Elevation Edge



Sandblasted finish on clear glass —Low E / Argon



22 "×64 "	20 "×64 "	22 "×48 "	22 "×36 "
24-079-060-010	24-079-038-011	24-079-057-009	24-079-050-013

## Elevation Masterline



Masterline glass —Low E / Argon



22 "×64 "	20 "×64 "	22 "×48 "	22 "×36 "
24-079-060-009	24-079-038-009	24-079-057-008	24-079-050-010

## Elevation Optika



Sandblasted ink finish on Clear glass —Low E / Argon



22"×64"	20"×64"	22"×48"	22"×36"
24-339-060-001	24-339-038-001	24-339-057-001	24-339-050-001

## Elevation Transit



Sandblasted ink finish on Clear glass —Low E / Argon



22"×64"	20"×64"	22"×48"
24-263-060-001	24-263-038-001	24-263-057-001

## Elevation Murano



V-Groove : Sandblasted finish glass with polished V-Groove lines —Low E / Argon



22"×64"	20"×64"	22"×48"	22"×36"
24-092-060-002	24-092-038-004	24-092-057-002	24-092-050-002

## Elevation Grills



Rectangular Grills  
(CAFA)



Georgian Grills  
(CAAL)

Distinction Grills —Low E / Argon



22"×64"	20"×64"	22"×48"	22"×36"
24-017-060-002 (CAAL)	24-017-038-002 (CAAL)	24-017-057-001 (CAAL)	24-017-050-001 (CAAL)
24-020-060-002 (CAFA)	24-020-038-002 (CAFA)	24-020-057-001 (CAFA)	24-020-050-001 (CAFA)

Perimeter Grills also available.

# Q550

## Venting unit

Maintenance free and easy to paint the Q550 PVC venting unit is an ideal choice for your coloured doors. With such a large venting area, who needs a storm door? Heat reflective paint recommended.



### Options

- Clear glass
- Distinction CAAL or CAFA Grill



Clear Glass	22 "×64 "	20 "×64 "	22 "×48 "	22 "×36 "	20 "×36 "	9 "×64 "
Low E / Argon	03-079-060-002	03-079-038-002	03-079-057-006	03-079-050-002	03-079-036-005	03-079-021-002
Standard	03-079-060-001	03-079-038-001	03-079-057-005	03-079-050-001	03-079-036-002	03-079-021-001

Also available : 18 "×64 ", 20 "×48 ", 18 "×48 ", 18 "×36 "



Grills	22 "×64 "	20 "×64 "	22 "×48 "	9 "×64 "	Rectangular Grills (CAFA)	Georgian Grills (CAAL)
CAAL or CAFA						
CAAL Low E / Argon	N/A	N/A	03-017-057-005	03-017-021-002		
CAAL Standard	03-017-060-001	03-017-038-001	03-017-057-004	03-017-021-001		
CAFA Low E / Argon	N/A	N/A	03-020-057-005	03-020-021-002		
CAFA Standard	03-020-060-001	03-020-038-001	03-020-057-004	03-020-021-001		



NEW DESIGN

# The New Q470 Venting unit

The best value available. The moulded polypropylene Q470 venting unit is maintenance free and is the perfect choice for white or black doors.

**Options**

Clear glass

Edge textured glass

Masterline glass

Transit silkscreened glass

Distinction CAAL or CAFA Grill

Black & White venting units



Inside



Q470 Black & White  
Black outside / White inside



22" x 36"

Clear glass

White 02-079-050-005



22" x 36"

Edge

02-079-050-062



22" x 36"

Masterline glass

02-079-050-049



22" x 36"

Transit

02-263-050-002



22" x 36"

Distinction Grill

02-017-050-005 (CAAL)

02-020-050-009 (CAFA)

Black & White 02-079-050-052

02-079-050-063

02-079-050-053

02-263-050-007

N/D

## 2x better performance than the previous version

- Major improvement in watertightness.
- Resistance to condensation.
- Structural resistance.
- No yellowing.



New sash with molded seal



Molded frame



New handle design

# Our Garden Doors



## The Basics

Garden doors bring both comfort and elegance into your home. Comprised of two doors - one for entry and another for ventilation - the unit can be designed and customized just for you. Whether you want doors with grilles or without, a specific type of glass, mini-blinds or a combination, the choice is up to you.

### Reliable & Built Strong

Pick the perfect door that is both beautiful and practical.

Our wide selection contains doors that are just as energy efficient and stylish as our windows. With clean lines and meticulous engineering, these garden doors will expand your view and bring the outdoors in.

Enjoy the wonderful garden view from the comfort of your home and add a more traditional look to your property. Garden doors provide greater access, creating an excellent atmosphere for barbecues and entertaining, or just keeping an eye on kids running in and out of the house on summer days.



## Center Mullion

All Prestige Garden Doors are built with a strong laminated center T-Post that eliminates twisting and warping.



**GUARDIAN**  
by PRESTIGE

## Purchasing Tips

- Be mindful of the door's location. Will it be unprotected on the North or West sides of the house? If so, you'll want to choose weather-resistant materials for the frame, and tempered, insulated glass.
- Choose glass styles based on how much sunlight you want transmitted into your home. Choose from clear or tinted glass to keep out UV rays.
- Always buy thermal glass to maintain the indoor temperature of your home.

### Create the Perfect Look: Glass, Grilles & Blinds

Prestige Window & Door specializes in custom garden door creations so your glass options are endless. You can also colour-match garden door grilles with your Prestige windows or add maintenance-free, internal shades and blinds. Many homeowners are moving towards clear glass inserts with clean and modern lines. This combination is perfect when used in a more formal great room, dining room or kitchen setting. Imagine the possibilities!

# Patio Doors



PRESTIGE  
WINDOWS AND DOORS



# Symphonie

by PRESTIGE

## Exterior Colour Options



Now Offering  
New Interior Colour  
**BLACK**

*Talk to your local Prestige dealer for more information.  
Note: Printed images of exterior finishes will vary from actual colours.  
Selections must be made on actual colour samples available from your Prestige dealer.*

### **Window Warranty:**

20 Years - Vinyl Extrusions & Insulated Glass

### **Door Warranty:**

10 Years - Fiberglass Doors, Metal Doors & Glass Inserts

### **Comprehensive Warranty:**

Found at [PrestigeWindow.ca](http://PrestigeWindow.ca)

## The Basics

Sliding glass doors are exterior doors with large glass panels that open by sliding along a track, rather than swinging open with a hinge. They usually open onto patios or decks, but can also be used as the main door of a house.

## The Benefits

Sliding glass doors can make any room look larger and more open by reducing the apparent barrier between indoors and outdoors. They provide an excellent source of natural lighting and space to view your patio, deck, or yard. Like windows, they can be covered with curtains, drapes, or blinds for privacy or to reduce the amount of ambient light.

### Sliding Patio Door Systems

Prestige has a diverse selection of quality sliding patio doors in many configurations to meet any project requirements. All Prestige Symphonie patio door systems feature double-insulated tempered glass, giving you a reliable and secure entrance. Our customers continue to use patio doors for renovations and home construction because of the smooth functionality and clean, open look. Be sure to pay close attention to the options, accessories, and specifications of each unit because finishing options vary.

All Symphonie patio door systems offered by Prestige Window & Door are a great way to connect your home with the outdoors. It's time to open up your living space. Visit [www.prestigewindow.ca](http://www.prestigewindow.ca) for full maintenance and warranty information.



## Purchasing Tips

- Be mindful of the door's location. Will it be unprotected on the North or West sides of the house? If so, you'll want to choose weather-resistant materials for the frame, and tempered, insulated glass.
- Choose glass styles based on how much sunlight you want transmitted into your home. Choose from clear glass, tinted glass to keep out UV rays, or purchase doors with adjustable mini-blinds sealed between panes of thermal glass.
- If possible, always buy thermal glass to help maintain the indoor temperature of your home.



# Buying Patio Doors 101



## Purchasing a new patio door? These questions will guide you.



### Opening Size

What size of gliding door do you need?



### Handing

Would you like exterior-right, exterior-left, or centre opening?  
(when viewed from the exterior)



### Exterior Accessories

Would you like 2" brickmoulds with sill extensions or nailing flanges?



### Interior Accessories

Do you need a 3/4" return, 2" extension (2"x6" wall),  
or 4" extension (2"x8" wall)?



### Glass Options

What glass type suits your needs? Glass tints for visibility,  
internal grilles, etc.



### Lock Options

Would you like 2-point or 4-point locking mechanisms?  
Available in a variety of handle finishes.



### Options

Would you like a foot bolt, keyed lock, or stainable interior?



### Installation

Can you install the products yourself  
or would you like a professional for installation?



## Truly Energy Efficient.

Sliding patio doors include a screen on the outside to lock out bugs, animals, and debris, while allowing the scents, sounds, and breezes in. Since sliding patio doors can expand to greater widths than hinged doors, they allow more air to pass through. Take advantage of breezy days and reduce your cooling costs during the summer months with the slide of a door.

# CELESTA


63



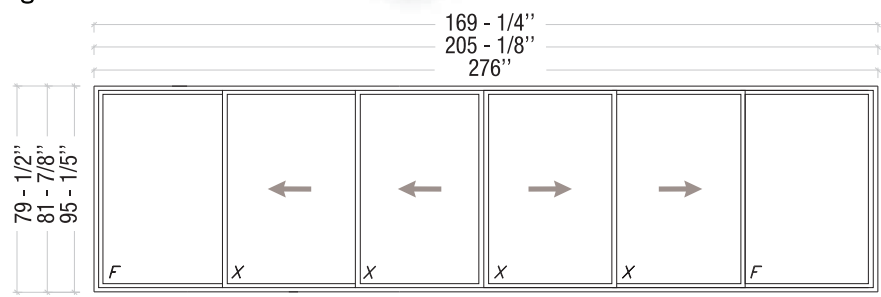
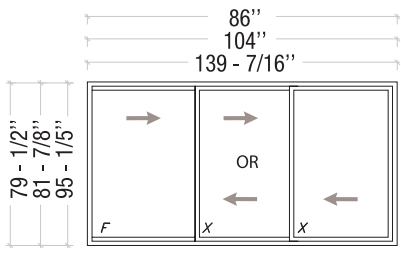
## Dynamic & Elite.

This next-generation patio door was specifically designed for high-end residential and commercial projects. Owners appreciate its stunning glass design, ease of operation, and contemporary look.

This patio door is available in 3- or 6-panel configurations.



*Custom sizes available.  
Ask about a  
solution that works for you.*



**The views just got a whole lot nicer.**  
CELESTA's multi-slide, multi-track, three-track system allows you to choose between three and six sashes—and up to 23-foot doors with 14 feet of openings.



Open up the door to outdoor!



# Symphonie S5

by PRESTIGE

## The quietest, most thermally efficient door available on the market today.

The S5 maximizes visibility with only 4.5 inches of frame and sash, offering you more glass to view the outside world.

The S5 boasts spectacular performance ratings and is ENERGY STAR® qualified. A beautiful and smart choice!

Peace and quiet come naturally with these patio doors.

A hallmark of quality living, and regarded as one of the world's most innovative and popular patio door systems, you'll get the ultimate experience in thermal performance and sound abatement. Eliminate outside noise with our multi-chamber profiles, triple weatherstripping at side stiles, and triple-contact weatherstripping at meeting stiles.

You'll also enjoy peace of mind with our superior locking systems so that you can sleep easy, knowing the doors are secure.

Plus, since PVC is weather-resistant, the Symphonie S5 is virtually maintenance-free - no rot, rust, pitting, or blisters. Available in 2-panel, 3-panel, and 4-panel configurations with 5 standard widths and 2 standard heights.

## The door for all seasons.

PVC doors are built to perform in the toughest conditions. We test our doors against the most stringent industry standards for air and water infiltration, wind-load resistance, ease of operation, forced entry and much more.



## The test of time.


You'll have lower heating and air-conditioning costs, easier cleaning and low-cost maintenance, in addition to increased comfort—total performance satisfaction year-round, for years to come.

Doors made with our components are built to stand the test of time. You'll enjoy a "hassle-free" door system—performance, durability and elegance guaranteed for years of regular use.

## A statement in style.

Patio doors create a distinctive look that no other building feature can provide. You can integrate European-style decorative panels into the look of your home without paying the high costs normally associated with this type of design.





### Sturdy screen

Rugged features—rigid enameled aluminum alloy frame, self-cleaning tracks, anodized aluminum track built into sill—ensure smooth operation. Extruded screen with stainless steel screws and patented adjustable spring-loaded suspension system in each corner are designed not to derail or jam.



### Embedded handle

The embedded handle adds to the already distinctive look, and makes the handle virtually unnoticeable from outside.



### Superior stability

Reinforced galvanized-steel panels ensure rigidity and stable operation.



### Increased protection

Fixed and mobile panel rails meet and interlock perfectly, making it almost impossible to remove them from outside. Lower sill design provides safer entry and exit.



## Internal Blinds

Internal blinds are a practical, low-maintenance solution for controlling light and privacy at your entry door. Best of all, they never need dusting.

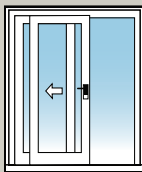
All blinds have energy efficient low-E glass.

Ergonomic design principles place fingertip control within easy reach.

More privacy at night and increased sense of security.

20-Year Glass Seal Warranty

### 2-panel



FO = Fixed left Operating right (OX)

#### Overall Dimensions

58 3/4" x 81 7/8"

58 3/4" x 79 1/2"

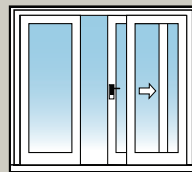
70 3/4" x 81 7/8"

70 3/4" x 79 1/2"

94 3/8" x 81 7/8"

94 3/8" x 79 1/2"

### 3-panel



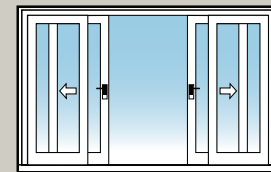
FOF or OFF or FFO (OXO or XOO or OOX)

#### Overall Dimensions

106 1/4" x 79 1/2"

106 1/4" x 81 7/8"

### 4-panel



FOOF (OXXO)

#### Overall Dimensions

139 1/16" x 79 1/2"

139 1/16" x 81 7/8"

*\*Custom sizes available*

The Symphonie S5 is available in 2-panel, 3-panel, and 4-panel configurations with a wide range of energy-smart glazing options and decorative grilles.

## Our Warranties:

**Window Warranty:** 20 Years - Vinyl Extrusions & Insulated Glass

**Door Warranty:** 10 Years - Fiberglass Doors, Metal Doors & Glass Inserts

**Comprehensive Warranty:** Found at [PrestigeWindow.ca](http://PrestigeWindow.ca)



# PRESTIGE

WINDOWS AND DOORS

1288 Brier Park Road NW  
Medicine Hat, AB T1C 0B7  
Tel: (403) 504 4664  
Fax: (403) 504 2939  
[sales@prestigewindow.ca](mailto:sales@prestigewindow.ca)



Authorized Dealer

© Kruse Group © Prestige Window & Door Ltd. The product pictures and descriptions that are included in the Window Style Guide are provided by Prestige Window & Door Ltd. This catalogue is provided for informational purposes only. All rights reserved. Due to ongoing improvements to Prestige's product lines, specifications and designs are subject to change without notice.

**KRUSE GROUP LTD.**